

Volume and Positive Rate

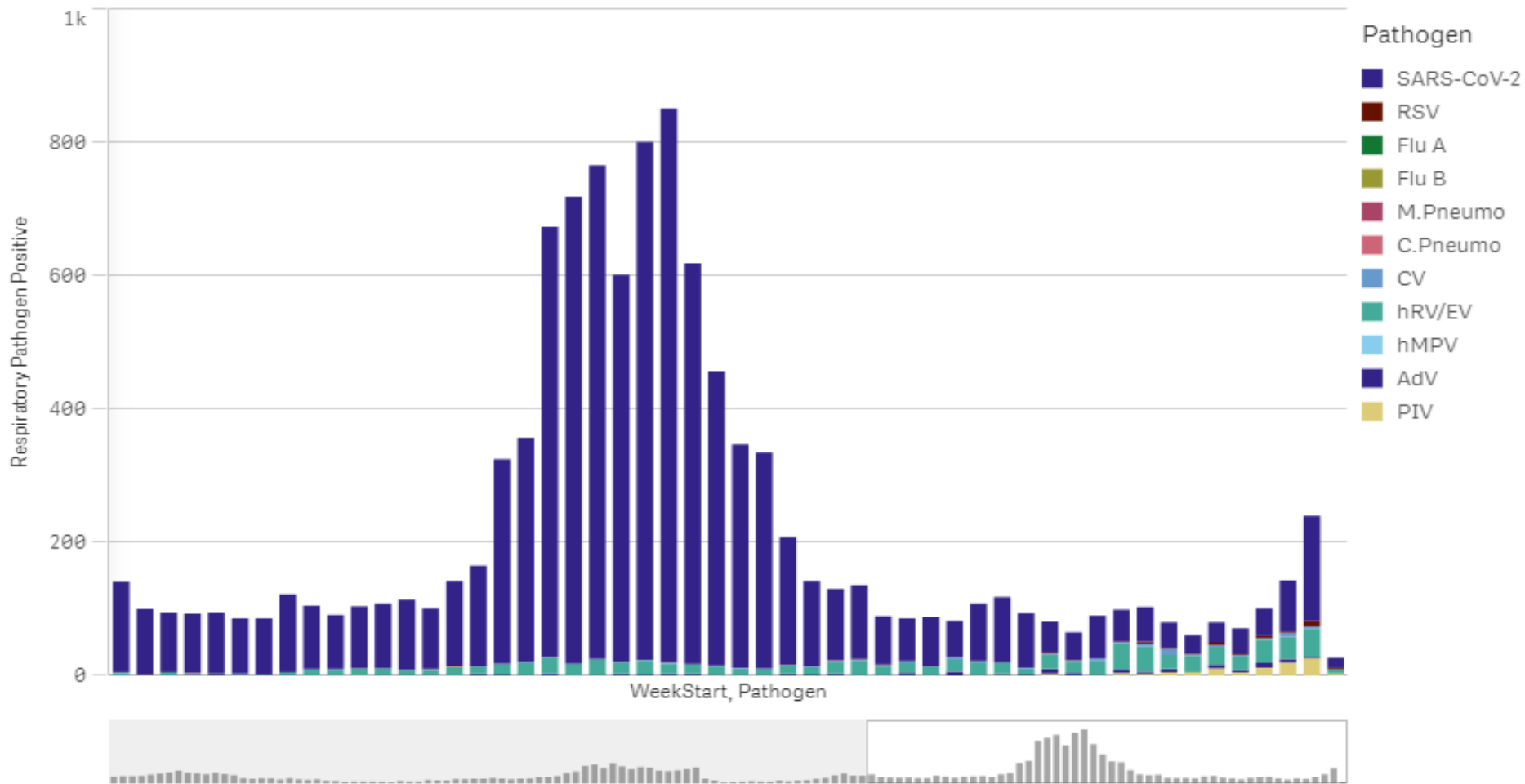
<https://qliksense.rchsd.org/sense/app/596b2d86-9b4a-4755-b611-c5aee6d82a92/sheet/4ced8cd2-4ed7-476a-aef1-479ee04afca9/state/analysis>

Q Select We...	Q Select We...	Component Group	Pathogen Positive Previous	Pathogen Tests Previous	Pathogen Positive	Pathogen Tested	Positive Rate	Positive YTD*
7/19/2021	7/25/2021	<b>Totals</b>	<b>234</b>	<b>4,219</b>	<b>19,735</b>	<b>342,107</b>	<b>5.8%</b>	<b>10,020</b>
7/12/2021	7/18/2021	Adenovirus	2	114	638	11,868	5.4%	100
7/5/2021	7/11/2021	B.Pertussis/Parapertussis	0	27	249	4,426	5.6%	0
6/28/2021	7/4/2021	Chlamydia Pneumoniae	0	114	11	11,868	0.1%	2
6/21/2021	6/27/2021	Coronavirus(other than COVID-19)	4	114	504	11,868	4.2%	68
6/14/2021	6/20/2021	COVID-19(SARS-CoV-2,PCR)	158	3,846	10,991	286,815	3.8%	9,033
6/7/2021	6/13/2021	Enterovirus,CSF	0	1	32	516	6.2%	0
5/31/2021	6/6/2021	Human Metapneumovirus	0	114	427	11,868	3.6%	0
5/24/2021	5/30/2021	Human Rhinovirus/Enterovirus	42	114	3,009	11,868	25.4%	770
5/17/2021	5/23/2021	Influenza A	0	484	1,151	25,346	4.5%	0
5/10/2021	5/16/2021	Influenza B	0	484	577	25,346	2.3%	3
5/3/2021	5/9/2021	Mycoplasma Pneumoniae	0	114	188	11,868	1.6%	1
4/26/2021	5/2/2021	Parainfluenza	26	114	622	11,868	5.2%	99
4/19/2021	4/25/2021	RSV	8	118	1,901	19,866	9.6%	33

\* YTD for this data starts on the first Monday in October

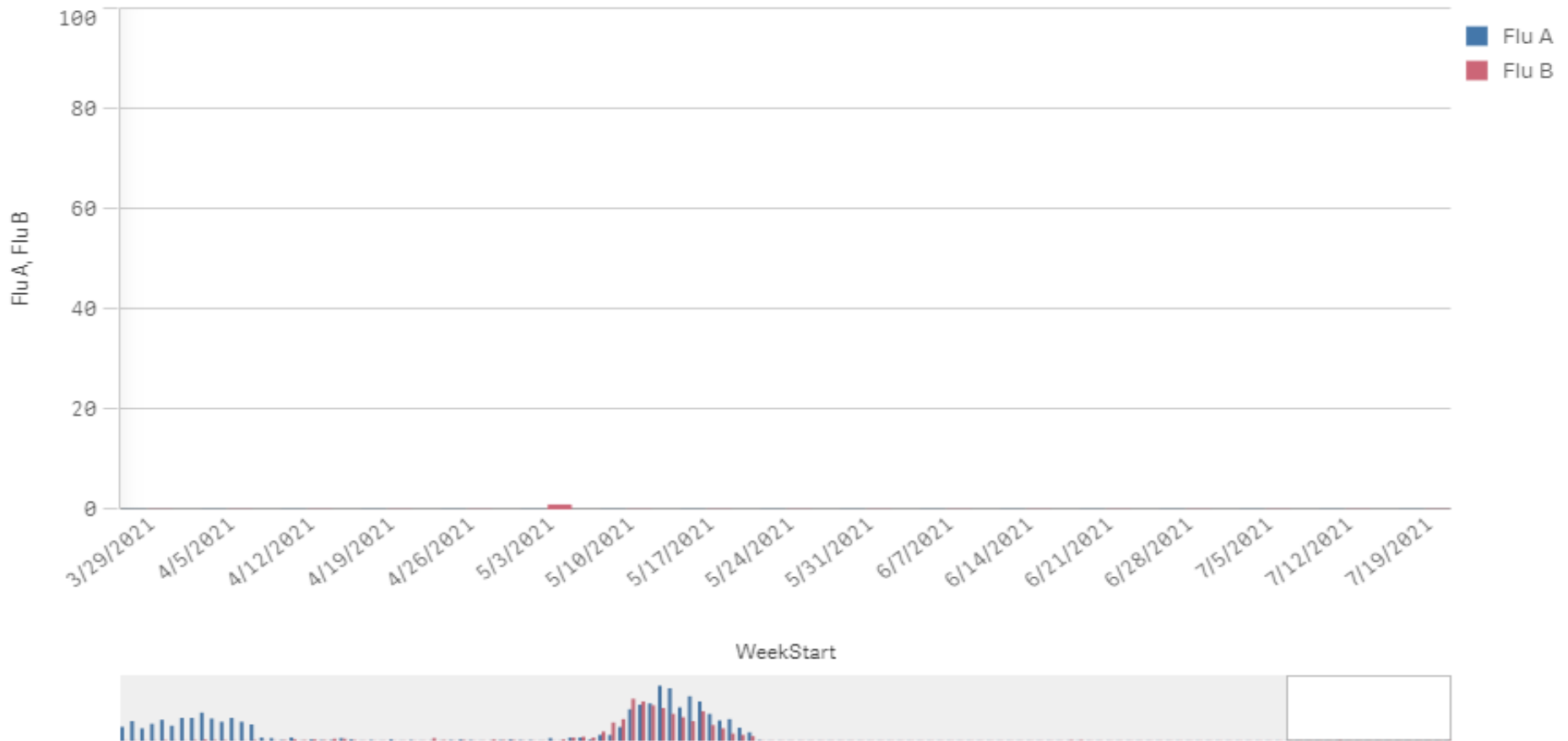
# Positive Respiratory Pathogens by Week

<https://qliksense.rchsd.org/sense/app/596b2d86-9b4a-4755-b611-c5aee6d82a92/sheet/9691f645-26f3-4f2c-bfaf-90520676737a/state/analysis>



Influenza A B Positive by Week - All Weeks

<https://qliksense.rchsd.org/sense/app/596b2d86-9b4a-4755-b611-c5aee6d82a92/sheet/135c5b7d-af70-4f14-b325-9ebecbd44f37/state/analysis>



# RSV and B. Pert/Parap Positives

<https://qliksense.rchsd.org/sense/app/596b2d86-9b4a-4755-b611-c5aee6d82a92/sheet/0bea7d07-bcf1-49de-af21-b93ab29317d2/state/analysis>

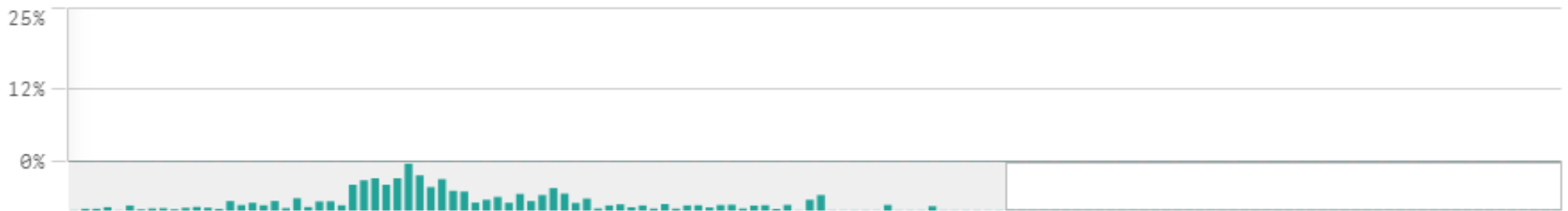
## RSV Positive by Week



## B. Pertussis/Parapertussis Positives by Week



## B.pertussis / B.parapertussis % Positive by Week



# Enterovirus

<https://qliksense.rchsd.org/sense/app/596b2d86-9b4a-4755-b611-c5aee6d82a92/sheet/c48027c4-b3d6-49a5-b843-6968ffb8f869/state/analysis>

## Enterovirus CSF Positive by Week

