

# COVID-19 WATCH

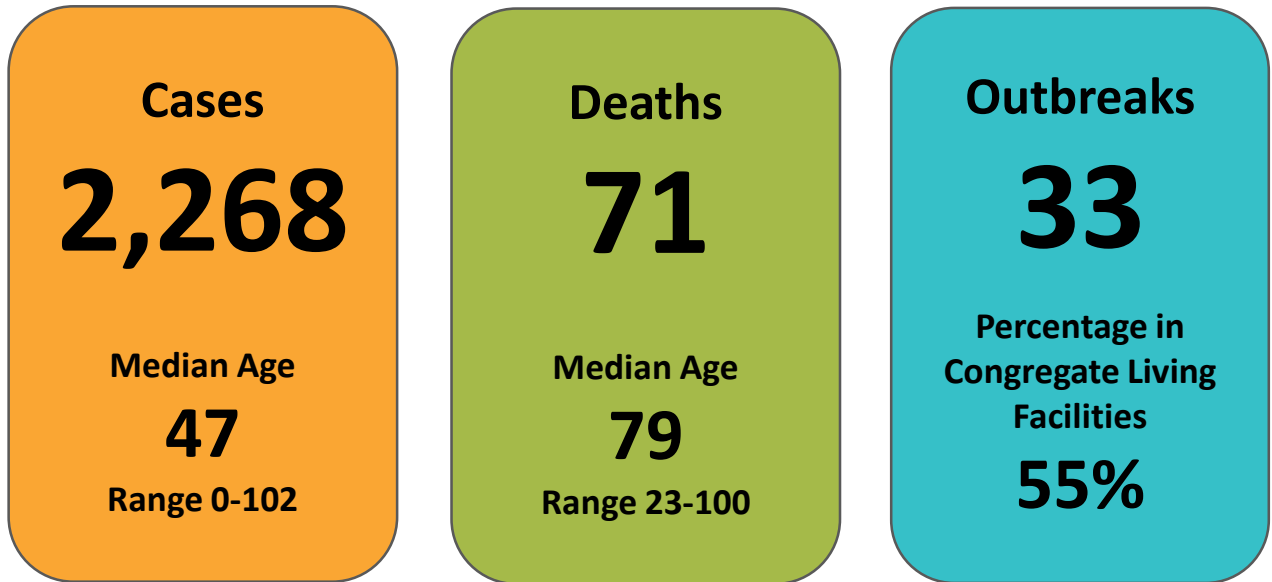
## Weekly Coronavirus Disease 2019 (COVID-19) Surveillance Report



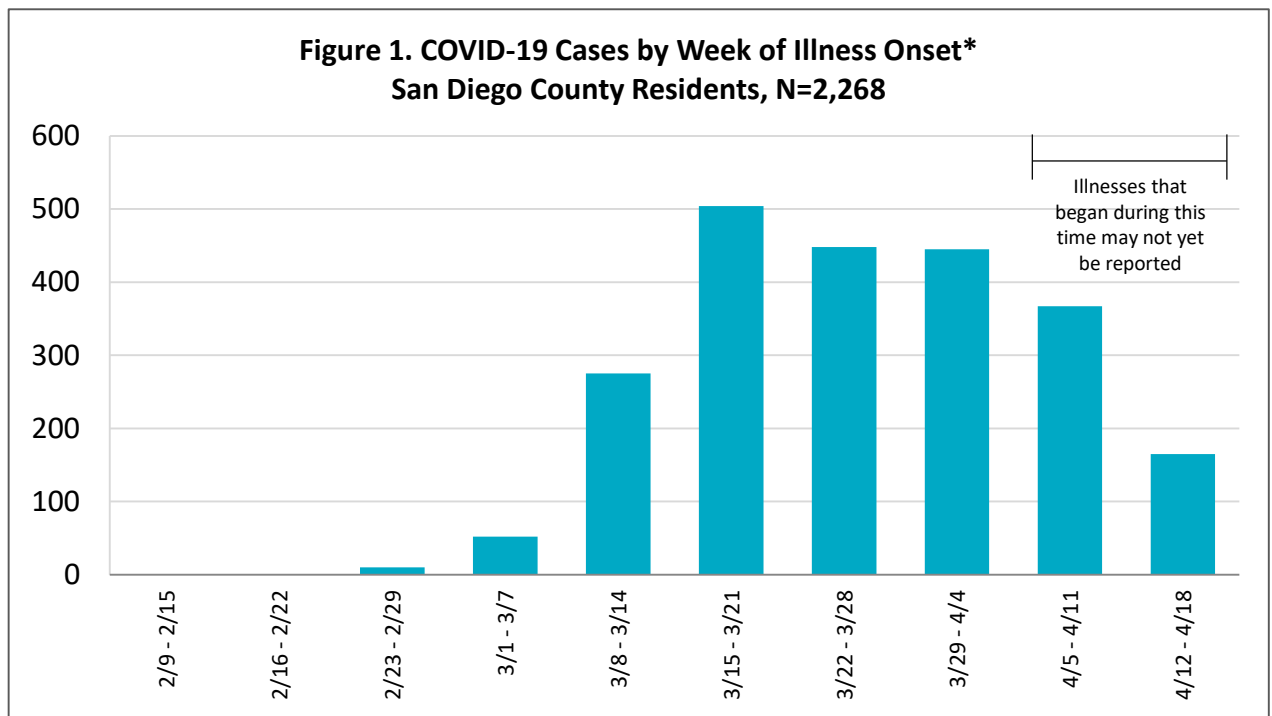
Tuesday, April 21, 2020

Data through week ending 4/18/2020

### Summary of Confirmed COVID-19 Cases, San Diego County Residents



### COVID-19 Cases by Onset\* Week



\*When onset date is unavailable, specimen collection date, date of death, or date reported is used instead.

Epidemiology and Immunization Services Branch

[www.sdepi.org](http://www.sdepi.org)

(619) 692-8499



Tuesday, April 21, 2020

Data through week ending 4/18/2020

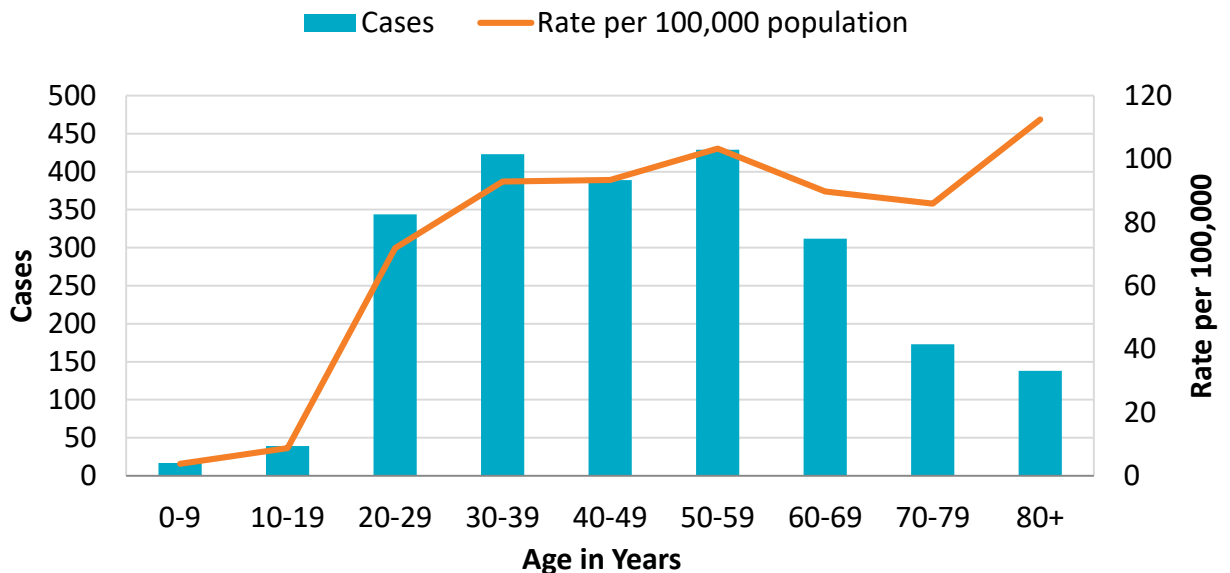
### Summary of San Diego County COVID-19 Cases

Confirmed cases	2,268	Male	1,140 (50%)
Deaths	71 (3%)	Female	1,124 (50%)
Hospitalizations	552 (24%)	Median age	47 years
Illness onset date range*	2/14/2020-4/18/2020	Age range	0-102 years
Healthcare workers	380 (17%)		

\*When onset date is unavailable, specimen collection date, date of death, or date reported is used instead.

### Demographic Summary of COVID-19 Cases

**Figure 2. COVID-19 Cases by Age Group**  
San Diego County Residents, N=2,268

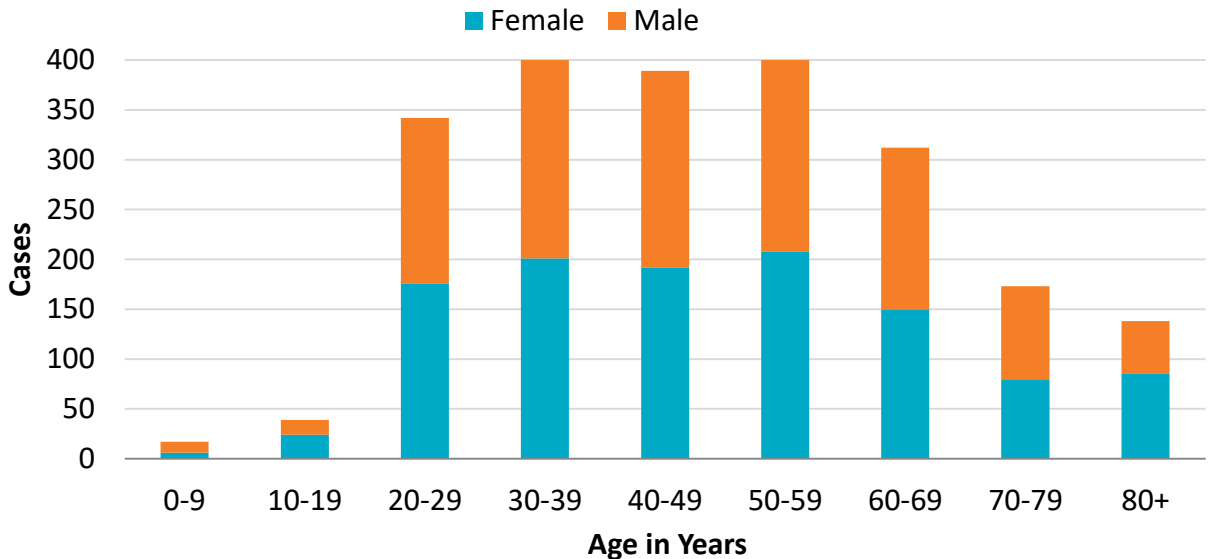


Tuesday, April 21, 2020

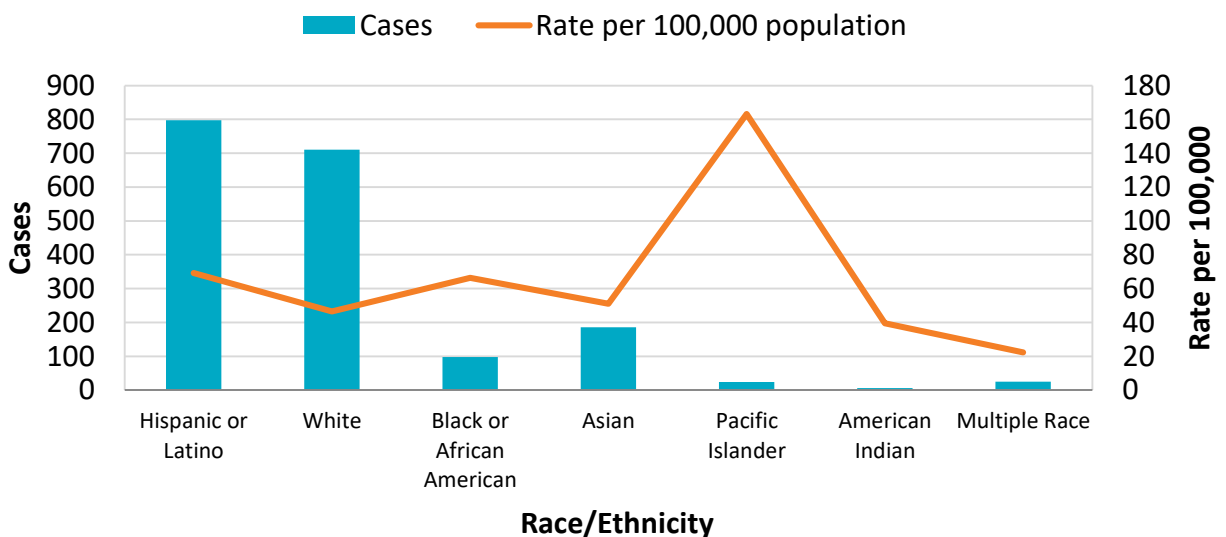
Data through week ending 4/18/2020

### Demographic Summary of COVID-19 Cases (Continued)

**Figure 3. COVID-19 Cases by Sex and Age Group**  
San Diego County Residents, N=2,268



**Figure 4. COVID-19 Cases by Race/Ethnicity**  
San Diego County Residents, N=2,268\*



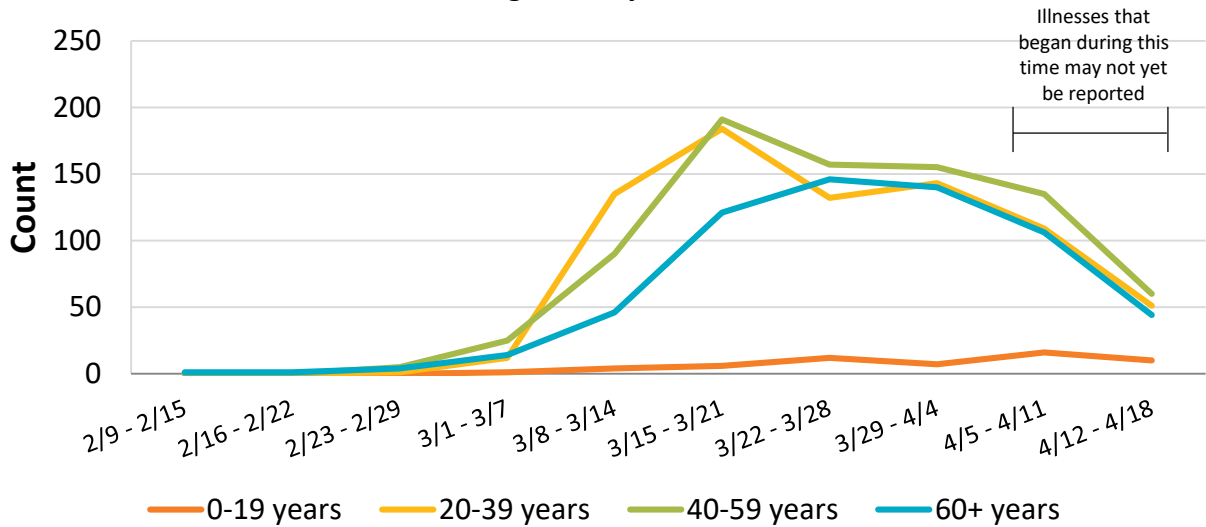
\*Race and ethnicity is unknown for 422 cases.

Tuesday, April 21, 2020

Data through week ending 4/18/2020

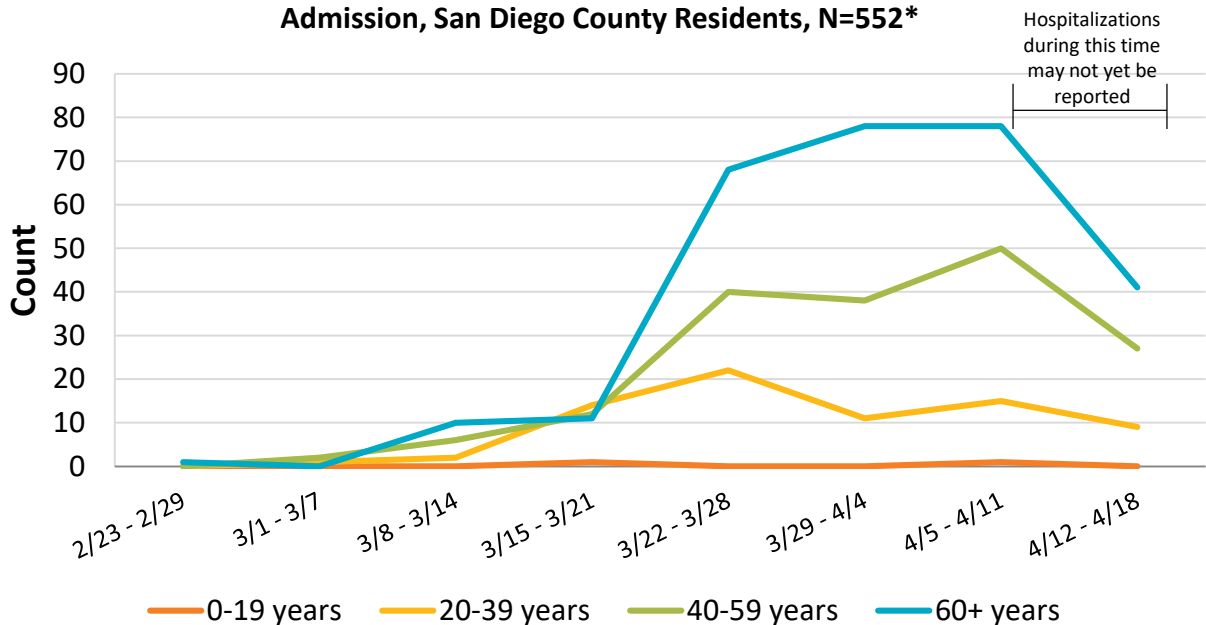
### COVID-19 Cases and Hospitalizations by Age and Week

**Figure 5. COVID-19 Confirmed Cases by Age Group and Week of Illness Onset\*, San Diego County Residents, N=2,268**



\*When onset date is unavailable, specimen collection date, date of death, or date reported is used instead.

**Figure 6. COVID-19 Hospitalizations by Age Group and Week of Hospital Admission, San Diego County Residents, N=552\***



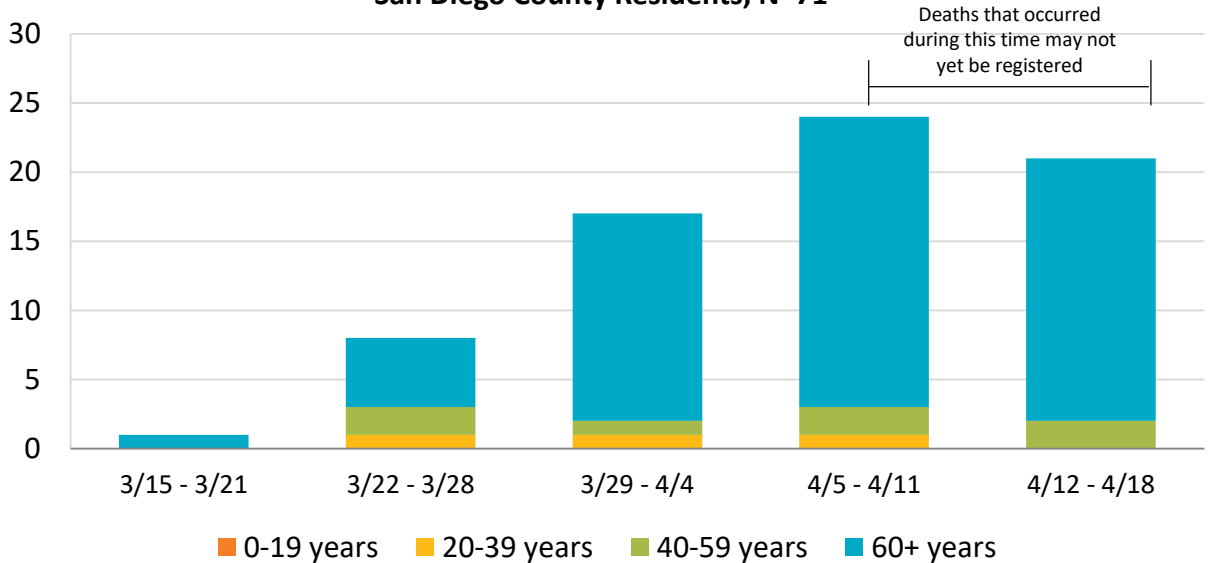
\*Admit date and age are unknown for some hospitalizations.

Tuesday, April 21, 2020

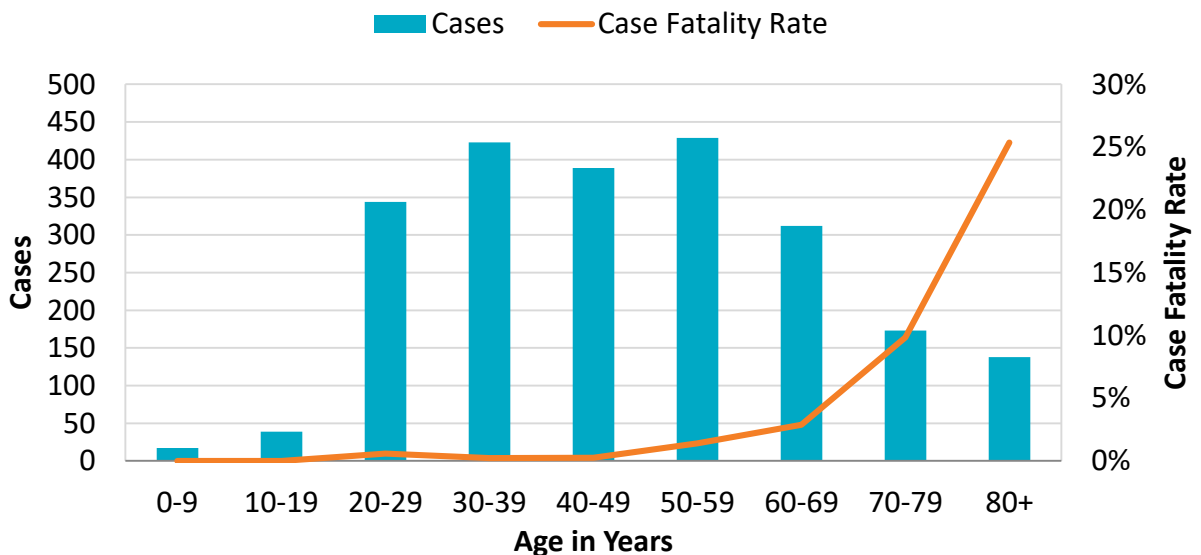
Data through week ending 4/18/2020

### Summary of COVID-19-associated Deaths

**Figure 7. COVID-19 Deaths by Week of Death**  
San Diego County Residents, N=71



**Figure 8. COVID-19 Cases and Case Fatality Rate**  
San Diego County Residents

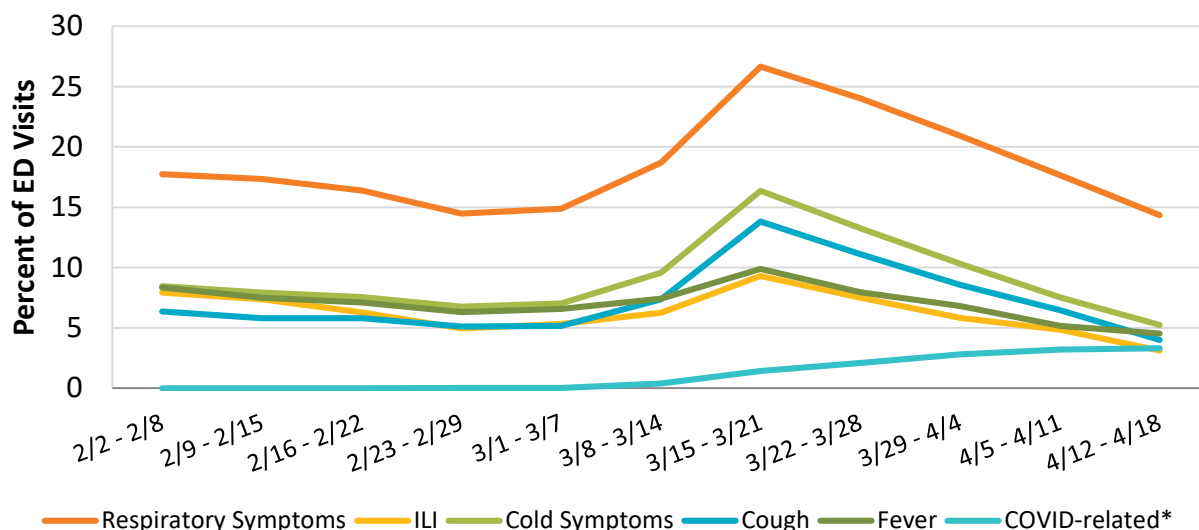


Tuesday, April 21, 2020

Data through week ending 4/18/2020

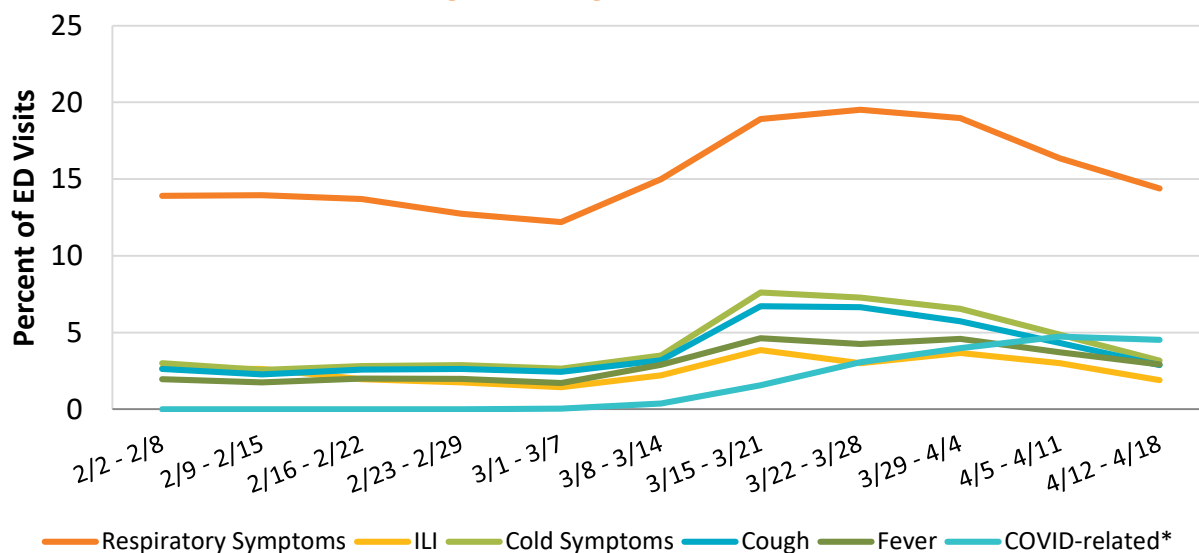
### Emergency Department Data

**Figure 9. Percent of Emergency Department Visit Chief Complaints for ILI, Cough, Cold, Fever, Respiratory Symptoms, or COVID\* by Week, San Diego County**



Categories are not mutually exclusive. \*COVID-related category include visits with a mention of coronavirus or COVID.

**Figure 10. Percent of Emergency Department Visit Chief Complaints for ILI, Cough, Cold, Fever, Respiratory Symptoms, or COVID\* by Week, San Diego County  
Among Patients Age 60 Years or Older**



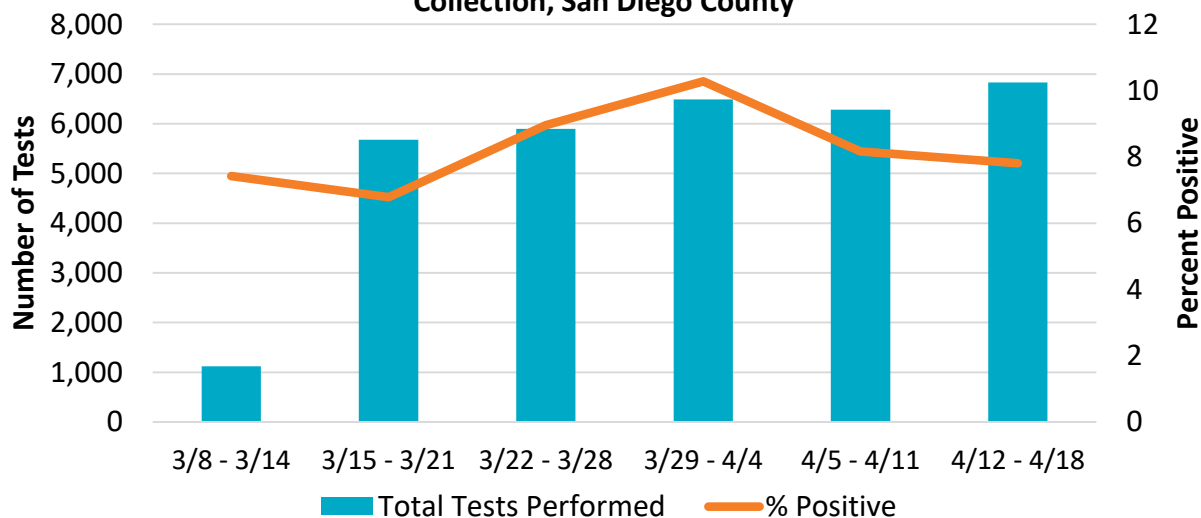
Categories are not mutually exclusive. \*COVID-related category include visits with a mention of coronavirus or COVID.

Tuesday, April 21, 2020

Data through week ending 4/18/2020

### COVID-19 Laboratory Test Positivity Rate

**Figure 11. COVID-19 Testing Volume and Positivity by Week of Specimen Collection, San Diego County**



Includes test performed by COSD Public Health, hospital, and reference laboratories. Excludes invalid, indeterminate, and unsatisfactory results.

### COVID-19 Watch Data Sources

The following sources of data are used to produce this report:

- **COVID-19 case reports:** Medical providers and laboratories report individual cases of PCR-confirmed COVID-19 via fax or electronic laboratory reporting (ELR) to the County of San Diego Epidemiology Unit.
- **COVID-19 deaths:** The County of San Diego requests that all deaths related to COVID-19 be reported for surveillance purposes. Medical facilities may report these deaths directly to the Epidemiology Unit or they may be identified by the Office of Vital Records through death certificate registration. The Epidemiology Unit compiles the data, and only reports deaths that can be verified by a death certificate or medical record.
- **Emergency Department Chief Complaint Data:** Electronic emergency department data are reported to the Epidemiology Unit daily. The number of respiratory chief complaints and the number of total emergency department visits are used to calculate percentages for all respiratory-related visits and visits specific to influenza-like illness, cough, cold, fever, and COVID.
- **COVID-19 outbreaks:**
  - Institution/congregate settings: Two or more cases (residents and/or employees), with COVID-19 acute respiratory illness with symptom onset within 14-days of each other, at least one case is laboratory-confirmed for COVID-19.
  - Community settings: Three or more laboratory-confirmed COVID-19 cases in different households in a cluster of COVID-19 associated acute respiratory illness. Must have public health importance.
- **SANDAG population estimates, vintage 2018:** Rates are calculated using 2018 population estimates from the San Diego Association of Governments. Rates are not calculated for counts under five cases.

The purpose of the weekly **COVID-19 Watch** is to summarize current COVID-19 surveillance in San Diego County.

**Data are preliminary and may change due to delayed reporting and additional information obtained during investigations.**